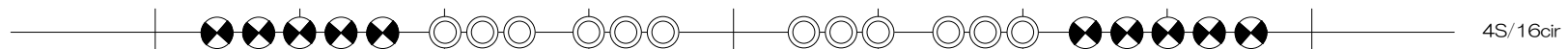
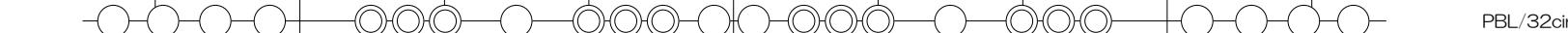
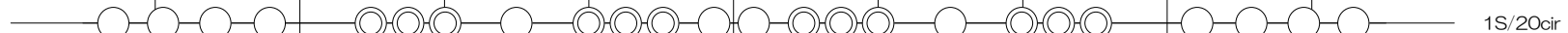
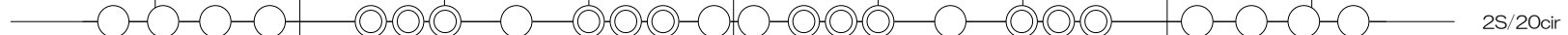


大ホール 照明基本仕込図

UH #71,#72,#63,#22,#78,#73,#W,#W,

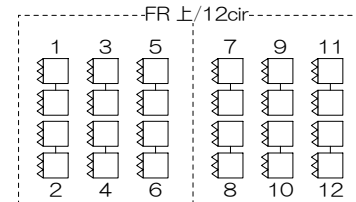
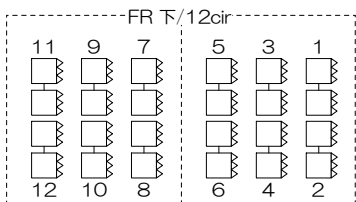
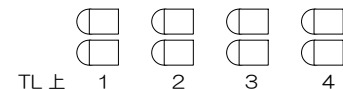
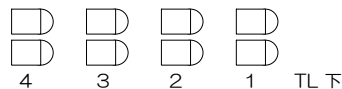


中UH #71,#72,#63,#22, (使用する場合、2SUS回路を1色3回路で12回路切り替え)



2BL #W,#W,#72,#78, (スクリーン 切替20A-C型8cir)

1BL #W,#W,#72,#78, (ブリッジ 切替20A-C型8cir)

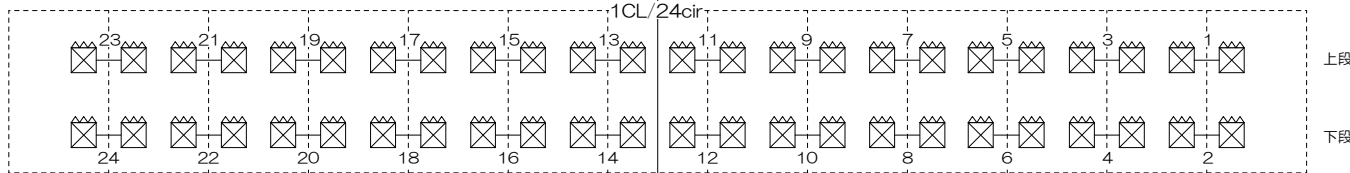


上段 ← 下段

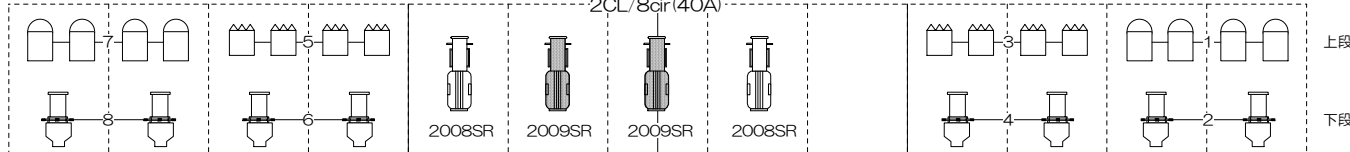
下段 → 上段

PS/16cir

1CL/24cir



2CL/8cir(40A)



PIN SPOT × 4

- CSQ-1000
- FQH-1000SI-16RC2
- HQE-250H-1000W
- CSQ-1000
- LTN-250-1000W
- LTN-250-1500W
- ECLQ-10Z-2000W